


WALL CHANNEL

Lining System


Libra Wall Channel is a general purpose internal, non-load bearing wall lining system consisting of Vertical Channels, Ceiling and Floor Tracks and Fixing Brackets for use with gypsum wallboards. The wall channel brackets compensate for background irregularities, which also allows for minimal or no preparation to the surface being lined. The cavity behind the Wall Channel lining system can be used to accommodate services and can also permit enhancement of thermal and acoustic performance.

► WALL CHANNEL Concealed Metal Lining System for Direct Fix of Plasterboards


WALL CHANNEL

Detail	Ref	Description	Average Pack/Carton Details			Pallet Details H x W x L (mm)
			Pcs	Standard Length mm	Kg	
	FR10.2.4	18 x 45 x 18 Channel	100	2400	98	190 x 260 x 2400
	FR10.2.7	18 x 45 x 18 Channel	100	2700	110	190 x 260 x 2700
	FR10.3.0	18 x 45 x 18 Channel	100	3000	123	190 x 260 x 3000
	FR10.3.6	18 x 45 x 18 Channel	100	3600	147	190 x 260 x 3600

TRACK


Detail	Ref	Description	Average Pack/Carton Details			Pallet Details H x W x L (mm)
			Pcs	Standard Length mm	Kg	
	FFR11	20 x 20 x 30 Track	100	3000	79	160 X 230 X 3000

FIXING BRACKET

Detail	Ref	Description	Average Pack/Carton Details			Pallet Details H x W x L (mm)
			Pcs	Standard Length mm	Kg	
	WFB 195	75mm Leg Bracket	100	N/A	3.50	N/A
	WFB 295	125mm Leg Bracket	100	N/A	5.75	N/A

Continue overleaf

CONNECTOR

Detail	Ref	Description	Average Pack/Carton Details			Pallet Details H x W x L (mm)
			Pcs	Standard Length mm	Kg	
	FR12	Channel Connector	50	N/A	1.0	N/A

PLEASE NOTE!

Fixing Brackets WFB 195 and WFB 295 are supplied flat.